

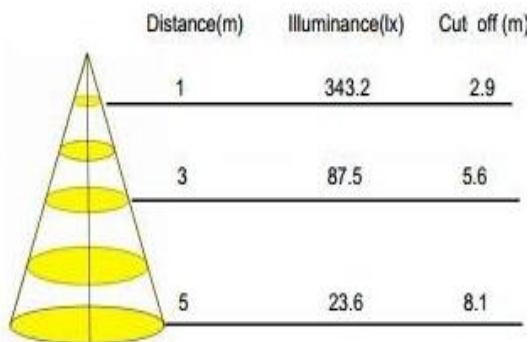
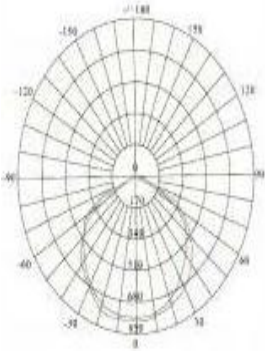
High Brightness/Affordable/ Assurance/ Genuine



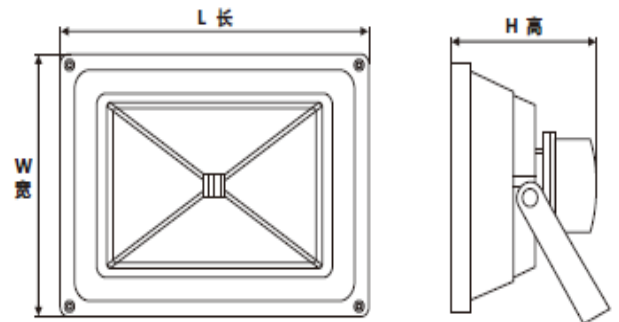
Model. 产品型号	Power 功率 [w]	Voltage 电压 AC [v]	Beam Angle 发光角度	Lumen 流明 [lm]	CCT 色温 [K]	CRI 显色指数	Dimensions 灯具尺寸 [mm]	IP level 防水程度	Net Weight 重量 [Kg]
PLF-10w	10±5%	85 -265	140°	800	2700 - 6500	75	140*112*40	IP67	1.4
PLF-20w	20±5%	85 -265	140°	>1600	2700 - 6500	75	195*178*45	IP67	2.0
PLF-30w	30±5%	85 -265	140°	>2400	2700 - 6500	75	233*223*50	IP67	2.4
PLF-50w	50±5%	85 -265	140°	>4000	2700 - 6500	75	300*290*60	IP67	2.8

\* WW(Warm white: 2700 - 3500K), DL(Daylight: 5500 - 6500K)

\*OEM/ODM may be available for different colour requirement



## Size



## Product Introduction 产品介绍

Phos LED Floodlight uses high quality Bridgelux LED chip set and driver to provide a strong assurance to users on the long lifespan and high brightness light quality. Each floodlight is handcrafted and undergone stringent quality checks to ensure the reflector and light fixture meets most outdoor and indoor lighting requirements. The floodlight replaces conventional sodium halide lamps and is installed widely in commercial projects. That includes security lighting, carpark lighting, parks and multi-purpose halls. With the housing being aluminium die casted, the LED floodlight is also able to withstand the demands of the changing weather.

## Features 产品特点

- Bridgelux LED chipset and quality driver for greater assurance of light quality and long lifespan;
- Affordably low price to maximise cost savings for users;
- Durable and reliable for both indoor and outdoor environment;
- The useful life can be 20,000 hours; Lifespan is 10 times longer than CFL;
- Strong heat dissipation achieved with advanced aluminium heat sink design;
- Extremely slim and light design, suitable for easy installation and blending in to environment.

